






RANGER BRAKE PRODUCTS, INC.

110 INDUSTRIAL RD, ALEXANDRIA, TN 37012

PH: 615-536-5020 FAX: 615-536-5023

Ranger #	CARQUEST #	OEM #	SPRING BRAKES		
BTS-3030	3030C		Type 3030 OEM Sealed spring brake STANDARD 2.5"		
BTS-2024	2024C		Type 2024 OEM Sealed spring brake		
BTS-2424	2424C		Type 2424 OEM Sealed spring brake		
BTS-2424LS	2424C3		Type 2424 OEM Sealed spring brake (Long Stroke)		
BTS-2430	2430C		Type 2430 OEM Sealed spring brake		
BTS-2430LS	2430C3		Type 2430 OEM Sealed spring brake (Long Stroke)		
BTS-3030LS	3030C3		Type 3030 OEM Sealed Long stroke spring brake		
BTS-3030XLS	BTS-3030XLS	Any w/ Order	Type 3030 Long Stroke with Long Shaft (INTRAXX)		
BTS-3030X	BTS-3030X		Type 3030 Intraxx 13" Rod STD 2.5" STROKE		
BTS-3036	3036C		Type 3036 OEM Sealed Spring Brake		
BTS-3636	3636C		Type 3636 OEM Sealed Spring Brake		
BTS-3030-4.5 BC	BTS-3030-4.5 BC	Any w/ Order	3030 Sealed w/ 4.5 rod/Dust Boot/Clevis (Mack)		
Ranger #	CARQUEST #	OEM #	Piggybacks		
BPS-3030	3030PB		Type 3030 piggyback		
BPS-3030K	3030PBK		Type 3030 piggyback kit w/ 1 diaphragm, 2 clamps, and hardware		
BPS3030K-B	BPS3030K-B		Type 3030 piggyback kit / INDIVIDUALLY BOXED		
BPS-3030KLS	3030PBK3		Type 3030 Long Stroke Piggyback Kit		
BPS-2024	2024PBK		Type 2024 Piggyback Sealed		
BPS-3036	3036PBK		Type 3036 Piggyback Sealed		
BPS-2424K	2424PBK		Type 2424 Piggyback Sealed KIT		
BPS-2430K	2430PBK		Type 2430 Piggyback Sealed KIT		
BPS-3636	3636PBK		Type 3636 Piggyback Sealed		
Ranger #	CARQUEST #	OEM #	SERVICE CHAMBERS		
BSC-09	9SC		Type 9 Service Chamber		
BSC-12	12SC		Type 12 Service Chamber		
BSC-16	16SC		Type 16 Service Chamber		
BSC-20	20SC		Type 20 Service chamber		
BSC-24	24SC		Type 24 Service chamber		
BSC-30	30SC		Type 30 Service Chamber		
BSC-36	36SC		Type 36 Service Chamber		
BSC-20LS	20SC3		Type 20 Long Stroke Service Chamber		
BSC-24LS	24SC3		Type 24 Long Stroke Service Chamber		
BSC-30LS	30SC3		Type 30 Long Stroke Service Chamber		
BSC30LS-WCR	BSC30LS-WCR		Type 30 LS welded clevis replacement chamber		
Ranger #	CARQUEST #	OEM #	DIAPHRAGMS		
RB-D-36	D36000		Type 36 diaphragm		
RB-D-30	D30000		Type 30 diaphragm		
RB-D-303	D30003		Type 30 Long Stroke diaphragm (3")		
RB-D-24	D24000		Type 24 diaphragm		
RB-D-243	D24003		Type 24 Long Stroke diaphragm		
RB-D-20	D20000		Type 20 diaphragm		
RB-D-16	D16000		Type 16 diaphragm		
RB-D-12	D12000		Type 12 diaphragm		
RB-D-09	D9000		Type 9 diaphragm		

Ranger #	CARQUEST #	OEM #	COMPONENTS	
RB-020	RB-020		Type 30 non-pressure housing	
RB-034	RB-034		Type 30 push rod	
RB-033	RB-033		Type 24 push rod	
RB-042	RB-042		Type 30 service pressure cap	
RB-053	2400CA00		Type 30 wide clamp kit (2-carriage bolts, nuts, clamps)	
RB-016	3000CA00		Type 24 clamp kits (carriage bolts, nuts, clamps)	
RB-006	RB-006		Type 30 return spring	
RB-009	RB-009		Carriage bolt&nut 3/8"-16 (Attaches Clamps to Chamber)	
RB-30PS	RB-30PS		Type 30 Power spring	
RB-010	RB-010		Jam Nut 5/8"-18 (Attaches end of push rod for clevis mount)	
RB-008	10025A		T-Bolt Assembly set (1-Washer, T-bolt, T-bolt nut)	
RB-00836	10025A36		TYPE 36 T-Bolt Assembly set (1-Washer, T-bolt, T bolt nut)	
RB-30DB	10030		Dust Boot	
RB-30DC	10033A		POP IN DUST CAP FOR TYPE 20, 24, AND 30 CHAMBERS	
RB-36DC	10033B		POP IN DUST CAP FOR TYPE 36 CHAMBER	
RB-30CL	10026A		Standard: Clevis Assembly 1/2"x5/8"	
RB-30CL5/8	10026B		5/8"x5/8" Clevis Assembly	
RB-30CL1/2	10026C		1/2" X 1/2" Clevis Assembly	